




# Performance Highlights

 **19,344,000**  
NUMBER OF CUSTOMERS

 **1,064 MW**  
GENERATION CAPACITY  
- RENEWABLE ENERGY /  
ENERGY-FROM-WASTE

 **5,214 MW**  
GENERATION CAPACITY  
- GAS-FIRED

 **3,815 MW**  
GENERATION CAPACITY  
- COAL / OIL-FIRED

 **114,200 km**  
GAS / OIL PIPELINE LENGTH

 **402,500 km**  
POWER NETWORK LENGTH

## Netherlands

Dutch Enviro Energy Holdings B.V.



## Canada

TransAlta Cogeneration  
Meridian  
Okanagan Wind Power  
Husky Midstream Limited Partnership  
Energy Developments



## United States of America

Energy Developments



## United Kingdom

UK Power Networks  
Northern Gas Networks  
Wales & West Utilities  
Seabank Power  
Energy Developments



### LEGENDS


 Oil Pipelines & Storage Facilities

 Energy-from-waste

 Gas Transmission & Distribution

 Generation

 Electricity Transmission & Distribution

 Renewables

<b>Financials</b>	<b>2021 HK\$</b>	2020 HK\$
Profit attributable to shareholders (million)	<b>6,140</b>	6,132
Earnings per share	<b>2.88</b>	2.87
Dividends per share	<b>2.82</b>	2.81
Total equity (million)	<b>86,767</b>	84,766
Cash on hand (million)	<b>4,610</b>	5,427
Debts (million)	<b>3,433</b>	3,640
Net debt to net total capital ratio	<b>Net Cash</b>	Net Cash
S&P credit rating	<b>A / Stable</b>	A / Stable

