


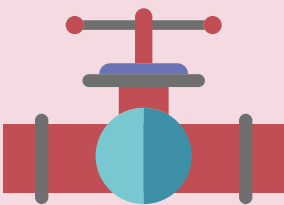
PERFORMANCE HIGHLIGHTS

| Financials | 2018 HK\$ | 2017 HK\$ | Change |
|---|--------------|--------------|--------|
| Profit attributable to shareholders (million) | 7,636 | 8,319 | -8% |
| Earnings per share | 3.58 | 3.90 | -8% |
| Dividends per share | 2.80 | 2.80 | – |
| Special interim dividends per share | – | 13.50 | -100% |


Number of Customers
18,992,000



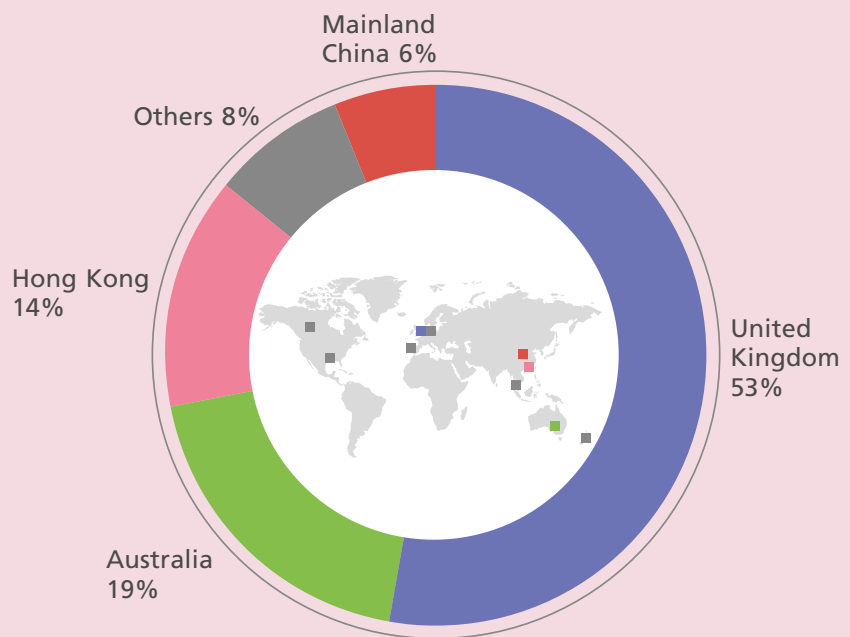
Gas/Oil Pipeline Length
111,500km



Power Network Length
397,800km



2018 Profit Contribution by Reportable Business Segment



Generation Capacity
11,811MW

